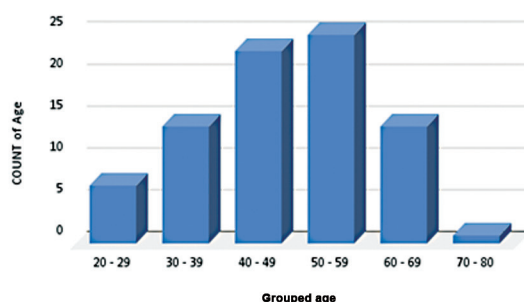
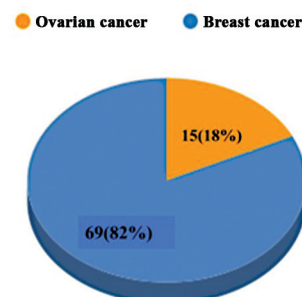


Grouped age	Count of age
20 - 29	7
30 - 39	14
40 - 49	23
50 - 59	25
60 - 69	14
70 - 80	1
Grand total	84

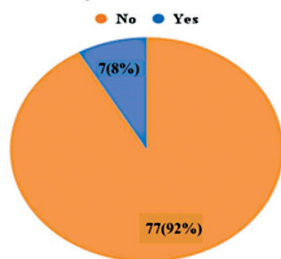
Count of age vs. Grouped age



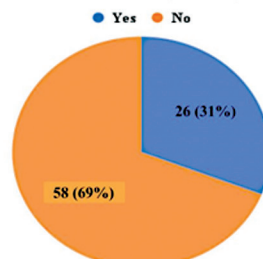
Count of diagnosis



Do you have any other relatives with cancer?



Do you fear that cancer may run in your family?



Supplementary Fig. S1 Baseline characteristics of patients enrolled in the study.

Supplementary Table S1 Question-wise responses to the attitude part of the questionnaire

Attitude scale	Strongly agree	Agree	Not sure	Disagree	Strongly disagree
AQ1: If genetic testing is available I will opt for such a test.	65 (77%)	5 (6%)	3 (4%)	3 (4%)	8 (9%)
AQ2: I think this test would be useful to make decisions in my life?	55 (65%)	7 (8%)	4 (5%)	5 (6%)	13 (16%)
AQ3: I think this test will increase my anxiety.	50 (60%)	6 (7%)	2 (2%)	3 (4%)	23 (27%)
AQ4: I will opt for this test even if I have to pay from my pocket.	44 (52%)	10 (12%)	9 (11%)	5 (6%)	16 (19%)
AQ5: I will like to advise this test to my friends and relatives whom I think may require it.	73 (87%)	6 (7%)	0 (0%)	2 (2%)	3 (4%)
AQ6: I would like to interact with a genetic counsellor.	69 (82%)	7 (8%)	2 (2%)	2 (2%)	4 (6%)
AQ7: I would like to have my interaction with a genetic counsellor over a telephone call.	52 (62%)	8 (10%)	8 (10%)	4 (5%)	12 (13%)
AQ8: I would like to have interaction with a genetic counselor through personal meetings.	40 (48%)	1 (1%)	11 (13%)	4 (5%)	28 (33%)
AQ9: If a genetic counseling session is arranged for me, I would like to come alone, so I can keep it confidential.	23 (27%)	2 (2%)	9 (11%)	4 (5%)	46 (55%)
AQ10: If genetic counseling is arranged for me, I would like to come with my relatives.	57 (68%)	6 (7%)	8 (10%)	2 (2%)	11 (13%)
AQ11: I feel that genetic testing can lead my discrimination within the family.	25 (30%)	8 (10%)	18 (21%)	2 (2%)	31 (37%)
AQ12: I would like to talk to a person who has undergone preventive surgery and it will help me to make the decision.	55 (65%)	4 (5%)	3 (4%)	2 (2%)	20 (24%)
AQ13: I would like to know more about the test for familial cancers.	65 (77%)	8 (10%)	2 (2%)	4 (5%)	5 (6%)
AQ14: I would like to know more about the medical or surgical options for preventing cancers.	67 (80%)	8 (10%)	3 (4%)	2 (2%)	4 (4%)